



ARTSTEEL

MODERN
INDUSTRIAL
STYLE
DOORS




internal



SINGLE DOOR

ARTSTEEL provides perfect door solutions to everyone seeking handcrafted, highly efficient frames with the durability and design flexibility to make their custom door a reality. As a result of a combination of incomparable quality of materials and impeccable craftsmanship, our steel doors are adaptable to an unlimited number of spaces and design styles.



SINGLE DOOR SPECIFICATION

Max size: 900x2500

Material: Steel

Glass: 6mm or 8mm Toughened

Colour: Any RAL

Bar: 20mm

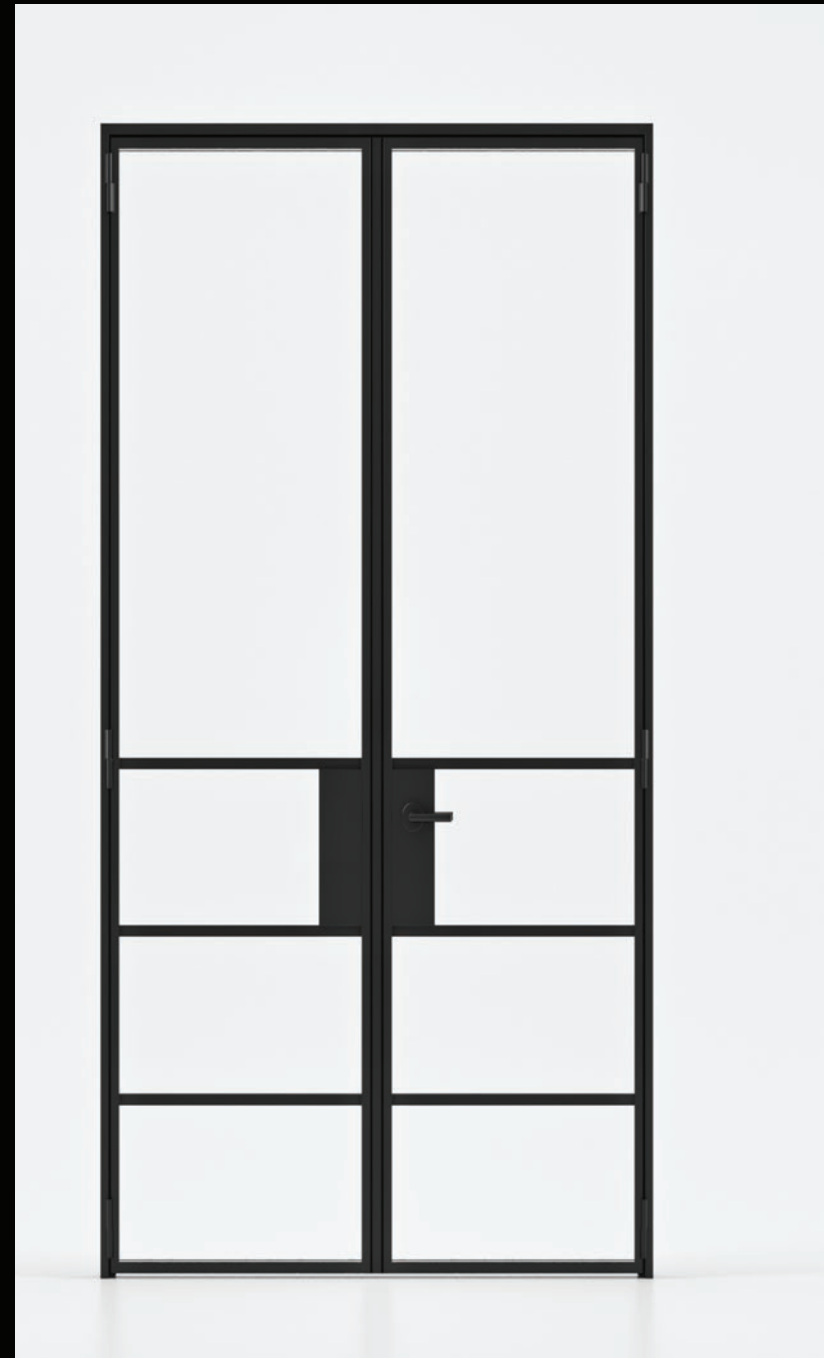


internal



DOUBLE DOOR

ARTSTEEL is proud to present our state-of-the-art double doors.. Durable construction and unique design allows you to meet the specific requirements and style of your room without compromising any architectural elements. Innovative door solutions combined with a distinct focus on sustainability provides you with the ability to showcase the unequivocal beauty of your space



DOUBLE DOOR SPECIFICATION

Max size: 1800x2500

Material: Steel

Glass: 6mm or 8mm Toughened

Colour: Any RAL

Bar: 20mm



internal

PIVOT DOOR

Designed to suit varying architectural styles, our pivot doors will make a lasting impression for any home. ART-STEEL offers an extensive range of beautiful pivot doors that can be customized to suit your requirements. All of our products are manufactured using only the best materials in order to add extra durability and reliability and ensure, that they are easy to use.

Max size: 1500x2500

Material: Steel

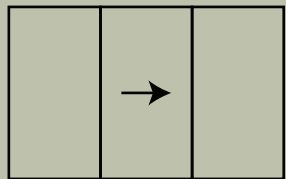
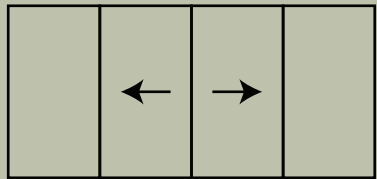
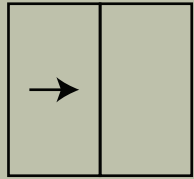
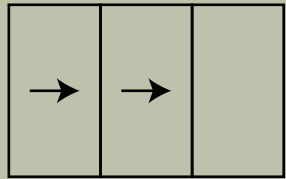
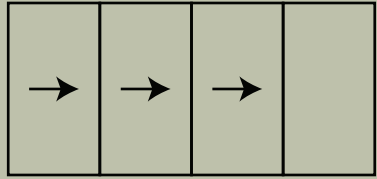
Glass: 6mm or 8mm
Toughened

Colour: Any RAL

Bar: 20mm



internal



SLIDING DOOR


Sliding doors provide a great deal of flexibility for creating an additional space in addition with great functionality.



HANDLE OPTIONS



GLASS OPTIONS



POWDERCOATING

Deep-matt powder coating in facade quality with perfect microtexture



POWDER COATINGS.

EXTERNAL DOORS AND WINDOWS


Artsteel windows thermally broken technology can be used in all aspects of building and design, using the gracefulness and beauty of steel into countless styles. Extensive range of profiles and a variety of options, in addition to great hardware section allow unique, custom styles, while maintaining key characteristics, that align with ever changing building regulations.





DOORS AND
WINDOWS

JANSEN
Building Systems





Art Steel International:

info@art-steel.com
www.art-steel.com

Art Steel London Ltd,
86-90 Paul Street,
London,
EC2A 4NE
0044 203 865 2338
info@artsteel.co.uk

Art Steel USA
A101 Construction + Design,
65-08 75th Place Middle Village,
NY 11379
United States
+13473072182
info@artsteelus.com